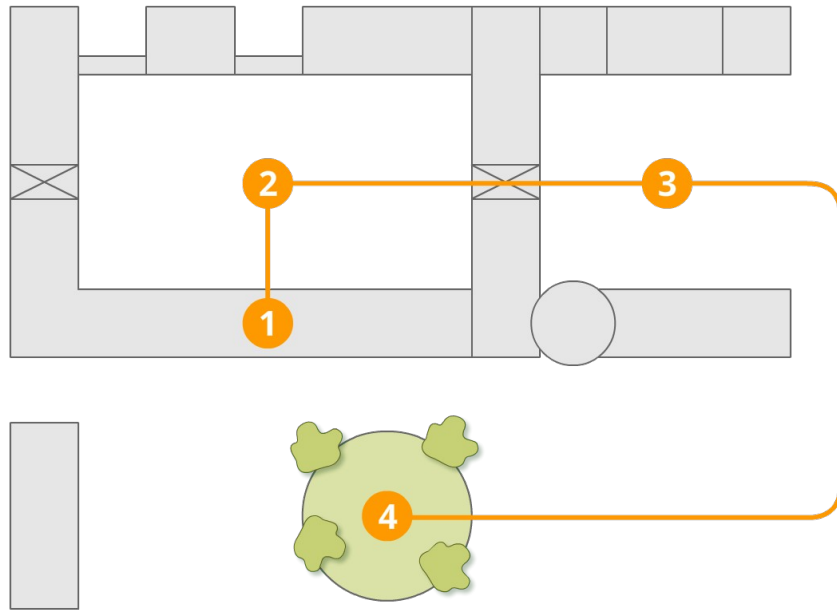


# Architectural Family Activity Tour of Dublin Castle



Name: \_\_\_\_\_



created by Denise Doorly MRIAI, August 2013

Stop 1 - State Apartments -Drawing Room

**Activity: Spot the difference**

Look carefully at the photo on this page and the Drawing Room in front of you. Circle as many differences as you can find between them.

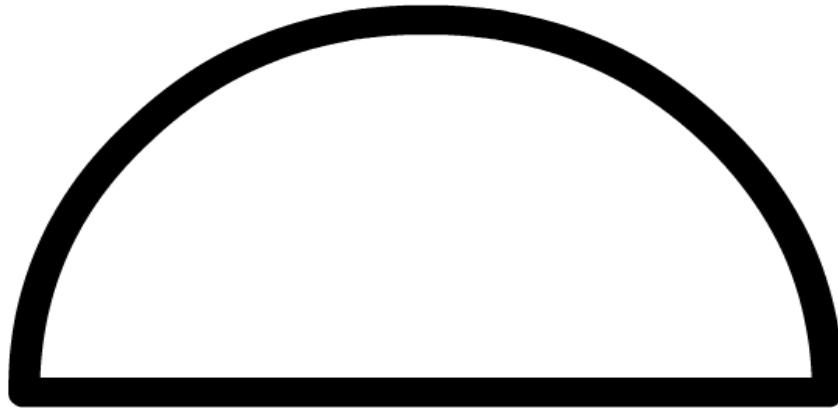


Photo of Drawing Room

## Stop 2 - Upper Courtyard

### **Activity 1:**

The semi-circle below represents the diocletian window on the west wall of the courtyard. Look at the window and fill in the missing mullions in the space.



**Activity 2:** Can you find these building materials below? Tick beside the material if you see it.

Stone



Render



Brick



Glass





Stop 3 -Lower Courtyard

**Activity 1:** New building features

Old building features

-----  
-----  
-----  
-----  
-----

-----  
-----  
-----  
-----  
-----

**Activity 3:** Can you find this person on the façade of the Chapel?



Photo of St Peter

**Activity 2: Draw a line to match the building with the century**



13<sup>th</sup> Century (1200-1299)



19<sup>th</sup> Century (1800-1899)



18<sup>th</sup> Century (1700-1799)



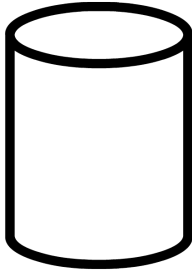
20<sup>th</sup> Century (1900-1999)

**Activity 4: Make a rubbing on the surface of the Limestone**

Stop 4 - Dubhlinn gardens

**Activity 1: Shapes.** Can you find the following shapes in the buildings? Tick beside the shape when you find it.


Cylinder




Rectangle




Circle




Diamond



Triangle



Square



**Activity 2:** There are 6 paths in the grass. Pick one and follow it. Describe the beginning and end of the path. What do you think the path represents?